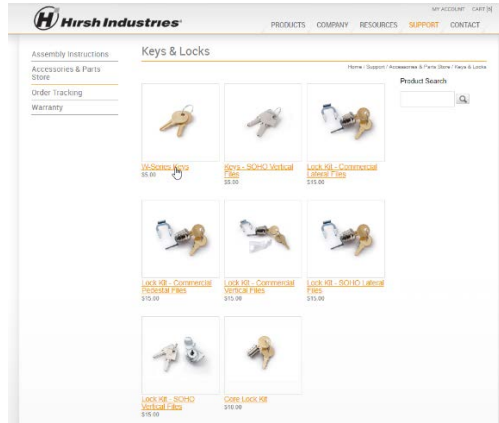
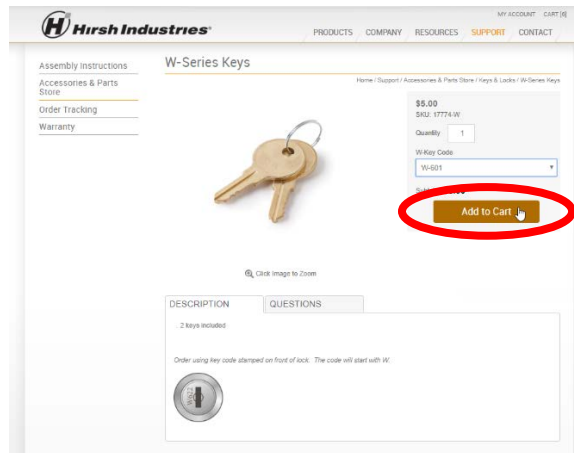


Hirsh Industries Parts Store Ordering Instructions

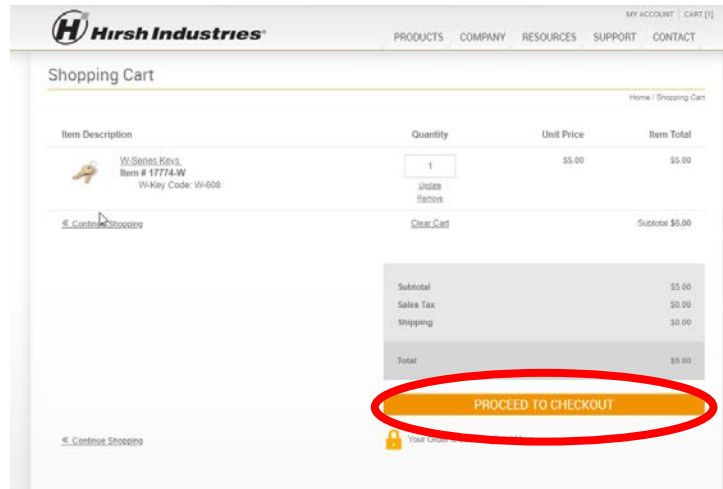
1. Navigate to the Parts Store on the website (<https://www.hirshindustries.com/support/parts-store/>)



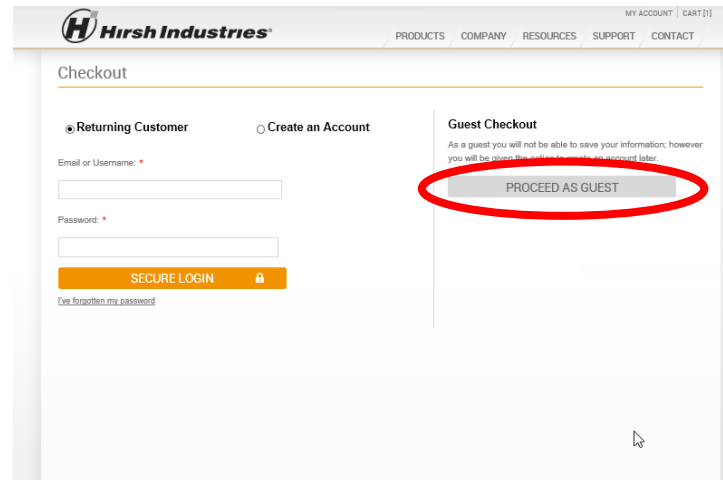
2. Select a product, edit the quantity and click "Add to Cart". This should bring you to the Shopping Cart screen where you will see the product you selected and the total for your order.



3. If you wish to purchase multiple products, select the “Continue Shopping” link (near the bottom left of the screen). This should bring you back to the Parts Store so you are able to select another item and add it to your cart.



4. Once all items are displayed in the shopping cart, click “Proceed To Checkout”. This will take you to a page where you can either log in, create an account or check out as a guest. Select the gray “Proceed As Guest” button to check out quickly.



5. Input your shipping information and click “Continue To Payment”.

Shopping Cart

MY ACCOUNT | CART (0)

PRODUCTS COMPANY RESOURCES SUPPORT CONTACT

CART 1 SHIPPING 2 PAYMENT 3 ORDER REVIEW

1 SHIPPING

Shipping Address

First Name *

Last Name *

Company Name

Address *

Country * Select

City *

State/Province *

Postal Code *

Phone * Ext *

E-mail Address *

CONTINUE TO PAYMENT

2 PAYMENT

3 ORDER REVIEW

PLACE ORDER

6. Input payment and billing information and click “Continue”.
7. Review your order and click “Place Order”.

Hirsh Industries Customer Service
Tel: (800)-383-7414
Fax: (877)-674-4518
United States and Canada: csteam@hirshindustries.com
Latin America: ventas@hirshindustries.com